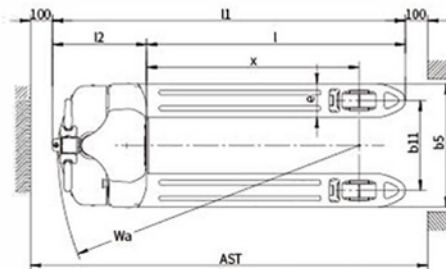
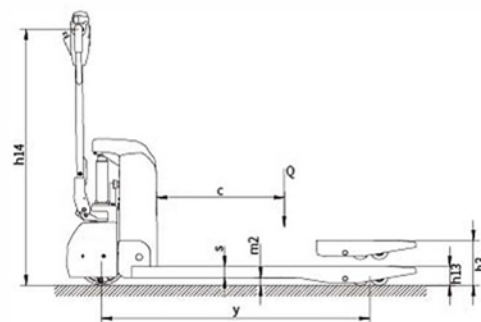


| Manufacturer's Data and Design Characteristics |  |                       |             |             |                       |       |                       |       |       |
|--|--|-----------------------|-------------|-------------|-----------------------|-------|-----------------------|-------|-------|
| Characteristics                                |  |                       |             |             |                       |       |                       |       |       |
| 1.01   | Manufacturer                                     | <b>HELI</b>           |             |             |                       |       |                       |       |       |
| 1.02   | Model  | CBD15J-Li3            | CBD18J-Li3  |             | CBD20J-Li3            |       |                       |       |       |
| 1.03   | Power unit                                       | Electric              |             |             | Electric              |       | Electric              |       |       |
| 1.04   | Operation  | Pedestrian            |             |             | Pedestrian            |       | Pedestrian            |       |       |
| 1.05   | Rated traction weight                            | Q (t)                 | 1.5         | 1.8         | 2.0                   |       |                       |       |       |
| 1.06   | Load centre                                      | c (mm)                | 600         | 600         | 600                   |       |                       |       |       |
| 1.07   | Axle centre to fork face                         | x (mm)                | 944         | 944         | 944                   |       |                       |       |       |
| 1.08   | Wheelbase  | y (mm)                | 1190        | 1190        | 1190                  |       |                       |       |       |
| Weights  |  |                       |             |             |                       |       |                       |       |       |
| 2.01   | Service weight with battery                      | kg                    | 138         | 148         | 150                   |       |                       |       |       |
| Wheels/Tyres                                   |  |                       |             |             |                       |       |                       |       |       |
| 3.01   | Wheels type                                      | Polyurethane          |             |             | Polyurethane          |       | Polyurethane          |       |       |
| 3.02   | Driving wheel size                               | Φ×w (mm)              | Φ210×70     | Φ210×70     | Φ210×70               |       |                       |       |       |
| 3.03   | Bearing wheel size                               | Φ×w (mm)              | Φ80×60      | Φ80×60      | Φ80×60                |       |                       |       |       |
| 3.04   | Wheels, number front/rear (x = driven)           | 1x/4                  |             |             | 1x/4                  |       | 1x/4                  |       |       |
| 3.05   | Track width                                      | b11 (mm)              | 400/535     | 400/535     | 400/535               |       |                       |       |       |
| Dimensions                                     |  |                       |             |             |                       |       |                       |       |       |
| 4.01   | Lift   | h3 (mm)               | 200         | 200         | 200                   |       |                       |       |       |
| 4.02   | Overall height(With handle)                      | h14 (mm)              | 725/1145    | 725/1145    | 725/1145              |       |                       |       |       |
| 4.03   | Lowered height                                   | h13 (mm)              | 65          | 65          | 65                    |       |                       |       |       |
| 4.04   | Overall length                                   | l1 (mm)               | 1550        | 1550        | 1550                  |       |                       |       |       |
| 4.05   | Length to fork face                              | l2 (mm)               | 400         | 400         | 400                   |       |                       |       |       |
| 4.06   | Overall width                                    | b1/ b2 (mm)           | 550/685     | 550/685     | 550/685               |       |                       |       |       |
| 4.07   | Fork dimensions                                  | s/e/l (mm)            | 50/150/1150 | 50/150/1150 | 50/150/1150           |       |                       |       |       |
| 4.08   | Width of forks                                   | b5 (mm)               | 550/685     | 550/685     | 550/685               |       |                       |       |       |
| 4.09   | Min.Ground clearance                             | m2 (mm)               | 35          | 35          | 35                    |       |                       |       |       |
| 4.10   | Aisle width with pallet 1000 x 1200 across forks | Ast (mm)              | 1750        | 1750        | 1750                  |       |                       |       |       |
| 4.11   | Aisle width with pallet 800 x 1200 along forks   | Ast (mm)              | 1800        | 1800        | 1800                  |       |                       |       |       |
| 4.12   | Min.Turning radius                               | Wa (mm)               | 1345        | 1345        | 1345                  |       |                       |       |       |
| Performance                                    |  |                       |             |             |                       |       |                       |       |       |
| 5.01   | Travel speed,laden/unladen                       | (km/h)                | 4.2/4.5     | 4.2/4.5     | 4.2/4.5               |       |                       |       |       |
| 5.02   | Maximum climbing ability, with/without load      | (%)                   | 5/10        | 5/10        | 5/10                  |       |                       |       |       |
| 5.03   | Service brake                                    | Electromagnetic brake |             |             | Electromagnetic brake |       | Electromagnetic brake |       |       |
| Drive  |  |                       |             |             |                       |       |                       |       |       |
| 6.01   | Drive motor, 60 minute rating                    | (kW)                  | 0.75        | 0.75        | 0.75                  |       |                       |       |       |
| 6.02   | Lift motor rating at S315%                       | (kW)                  | 0.8         | 0.8         | 0.8                   |       |                       |       |       |
| 6.03   | Battery according to DIN 43531/35/36 A,B,C,no    | no                    |             |             | no                    |       | no                    |       |       |
| 6.04   | Battery voltage/rated capacity                   | (V/Ah)                | 24/20       | 24/30       | 24/40                 | 48/15 | 48/20                 | 48/15 | 48/20 |
| 6.05   | Battery weight (± 5%)                            | (kg)                  | 5.5         | 7           | 8.2                   | 7     | 8.2                   | 7     | 8.2   |
| Others   |  |                       |             |             |                       |       |                       |       |       |
| 7.01   | Type of drive control                            | DC                    |             |             | DC                    |       | DC                    |       |       |
| 7.02   | Noise level at operator's ear                    | (dB(A))               | ≤ 70        | ≤ 70        | ≤ 70                  |       |                       |       |       |
| 7.03   | Steering type                                    | Mechanical steering   |             |             | Mechanical steering   |       | Mechanical steering   |       |       |
| 7.04   | Controller brand                                 | Curtis                |             |             | Curtis                |       | Curtis                |       |       |



# CBD15J/18J/20J-Li3

## The 3rd Generation Lithium Battery Pallet Truck



# 1 EASY TO MAINTENANCE



**Lithium battery, maintenance free**



**Brushless drive motor, maintenance free**



**5s Replace Battery**



**Error code display**



**Perfect after-sales and accessory services**



**Built-out charger is standard**


# 2 PERFORMANCE



**Traveling speed**

- − UNLADEN 4.5Km/h
- + LADEN 4.2Km/h

**Gradeability**



# 3 CHARACTERISTICS

closer look into



Built-in Charger (Optional)



Built-out Charger



Concave Design



Integral Forks



PU Wheel



Smart Handle (Optional)



Normal Handle



Battery Protection Stopper



Electric Lifting/Lowering



Protection Cover

