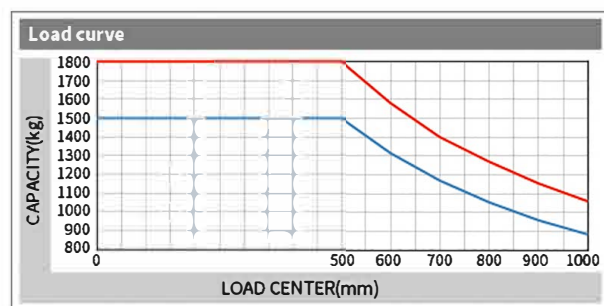




Manufacturer's Data and Design Characteristics

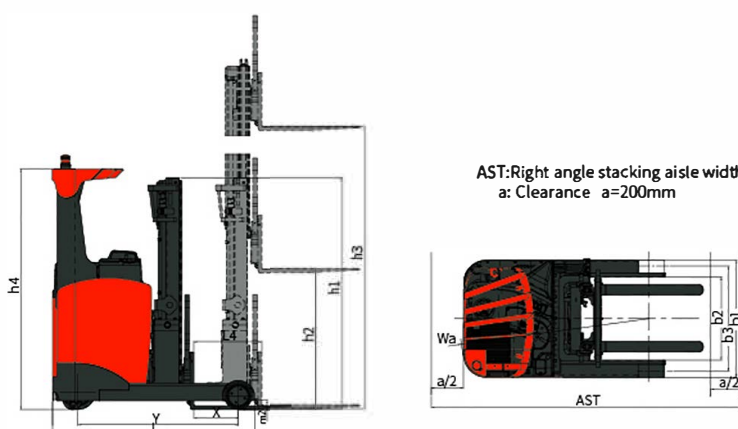
Character		HELI			
		CQD15		CQD18	
1.01	Manufacturer	HELI			
1.02	Model	GC2R/GC3R		GD2R	
1.03	Configuration number	GC2R/GC3R	GD2R	GC2R/GC3R	GD2R
1.04	Load capacity	Q	kg	1500	1800
1.05	Load center distance	C	mm	500	500
1.06	Power mode	Battery			
1.07	Driving mode	Stand-on			
1.08	Wheel base	Y	mm	1335	1500
Tyre		Polyurethane			
2.01	Tyre type	Polyurethane			
2.02	Wheel number, drive/caster/load(X-drive wheel)	1x/2/2			
2.03	Track Width, load	b3	mm	976	976
2.04	Wheel size, load	mm			
2.05	Wheel size, drive	mm			
2.06	Wheel size, caster	mm			
Size					
3.01	Lift height	h3	mm	3100	3200
3.02	Free lift	h2	mm	85	100
3.03	Mast height, lowered	h1	mm	2170	2450
3.04	Fork size, thickness/width/length	s/e/l	mm	35x100x920	35x100x920
3.05	Fork adjusting width	mm			
3.06	Fork sideshifting	mm			
3.07	Truck body length (fork excluded)	L	mm	1721	1886
3.08	Truck body width	b1	mm	1090	1090
3.09	Distance between support arms	b2	mm	772	772
3.10	Reach distance	l4	mm	550	635
3.11	Height of overhead guard	h4	mm	2250	2250
3.12	Ground clearance, below mast	m2	mm	80	80
3.13	Turning radius	Wa	mm	1615	1775
3.14	Distance from fork front tip to center of load wheel	X	mm	329	414
3.15	Aisle width with pallet 1100Lx1100W, clearance 200	Ast	mm	2760	2855
3.16	Aisle width with pallet 1000Lx1100W, clearance 200	Ast	mm	2680	2775
Performance					
4.01	Traveling speed, with/without load	km/h		10/10.5	10/10.5
4.02	Lifting speed, with/without load	m/s		0.31/0.5	0.3/0.5
4.03	Lowering speed, with/without load	m/s		0.5/0.5	0.5/0.5
4.04	Reach speed, with/without load	m/s		0.11/0.11	0.11/0.11
4.05	Maximum climbing ability, with/without load	%		10/15	10/15
Weight					
5.01	Total weight (with battery)	kg	2440	2595	2490
Battery					
6.01	Battery voltage/capacity k5	V/Ah	48/345		48/360
6.02	Battery weight	kg	630		675
6.03	Battery box dimension	mm	1020x359x629		1020x439x629
Motor and controller					
7.01	Drive motor power	kw	5		5
7.02	Lifting motor power	kw	10		10
7.03	Steering motor power	kw	0.6		0.6
7.04	Type of driving control	MOSSTET/AC			
7.05	Type of lifting control	MOSSTET/AC			
7.06	Type of steering control	MOSSTET/AC			
7.07	Transmission box	HELI special transmission box			
7.08	Service brake	Electrical			
7.09	Hydraulic system working pressure	Mpa	16.5		18.5

NOTE: Detailed information about battery, please contact our salesmen or engineer.



1.5 t 1.8 t

Note: The vertical axis stands for load capacity and the horizontal axis stands for load center which is calculated from the front surface of the forks to the gravity of the standard load. The standard load means a cubic with 1000mm edge length. When mast is tilted forward, using non-standard forks or loading large goods, the load capacity will be reduced. The load capacity of standard mast at different load center can be known from this load chart.



With the use of the excellent load-sensing steering system and AC controlling renewable energy technologies, the forklift is more energy-saving and the working hour of the battery is extended by 15%.

15%

WIDE VIEW FULL FREE 3-STAGE MAST (GC2R/GC3R)

Mast model	Lifting height (mm)		Free lifting height (mm)		Mast height, lowered (mm)		Load capacity (kg)		Mast tilt angle (front/rear)α/β
	CQD15	CQD18	CQD15	CQD18	CQD15	CQD18	CQD15	CQD18	
ZSM360	3600	3600	799	799	1830	1830	1500	1800	3°/5°
ZSM400	4000	4000	932	932	1963	1963	1500	1800	3°/5°
ZSM440	4400	4400	1066	1066	2097	2097	1450	1700	3°/5°
ZSM500	5000	5000	1281	1281	2312	2312	1400	1550	2°/2°
ZSM540	5400	5400	1449	1449	2480	2480	1100	1300	2°/2°

WIDE VIEW MAST (GC2R/GC3R)

Mast model	Lifting height (mm)		Free lifting height (mm)		Mast height, lowered (mm)		Load capacity (kg)		Mast tilt angle (front/rear)α/β
	CQD15	CQD18	CQD15	CQD18	CQD15	CQD18	CQD15	CQD18	
M290	2900	2900	85	85	2070	2070	1500	1800	3°/5°
M310	3100	3100	85	85	2170	2170	1500	1800	3°/5°
M340	3400	3400	85	85	2320	2320	1500	1800	3°/5°
M360	3600	3600	85	85	2420	2420	1500	1800	3°/5°
M380	3800	3800	85	85	2520	2520	1500	1800	3°/5°
M400	4000	4000	85	85	2670	2670	1500	1800	3°/5°
M420	4200	4200	85	85	2770	2770	1450	1700	3°/5°
M440	4400	4400	85	85	2870	2870	1450	1700	3°/5°
M500	5000	5000	85	85	3220	3220	1400	1550	2°/2°
M540	5400	5400	85	85	3420	3420	1100	1300	2°/2°

WIDE VIEW FULL FREE 3-STAGE MAST (GD2R)

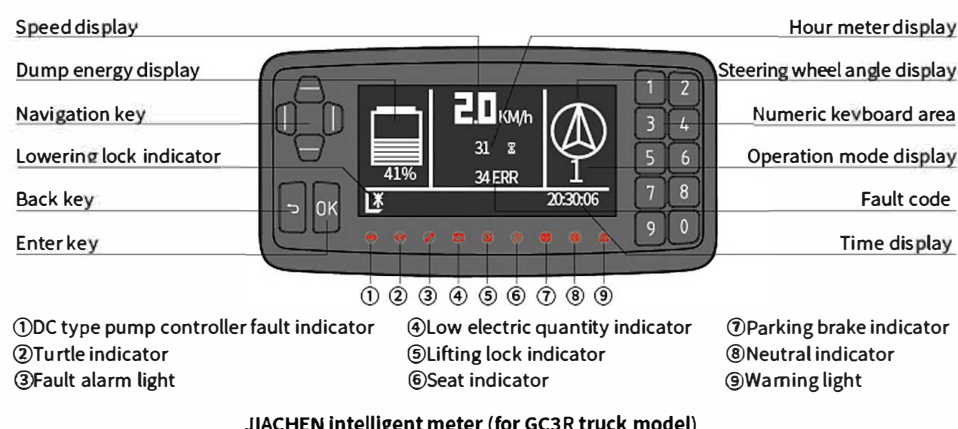
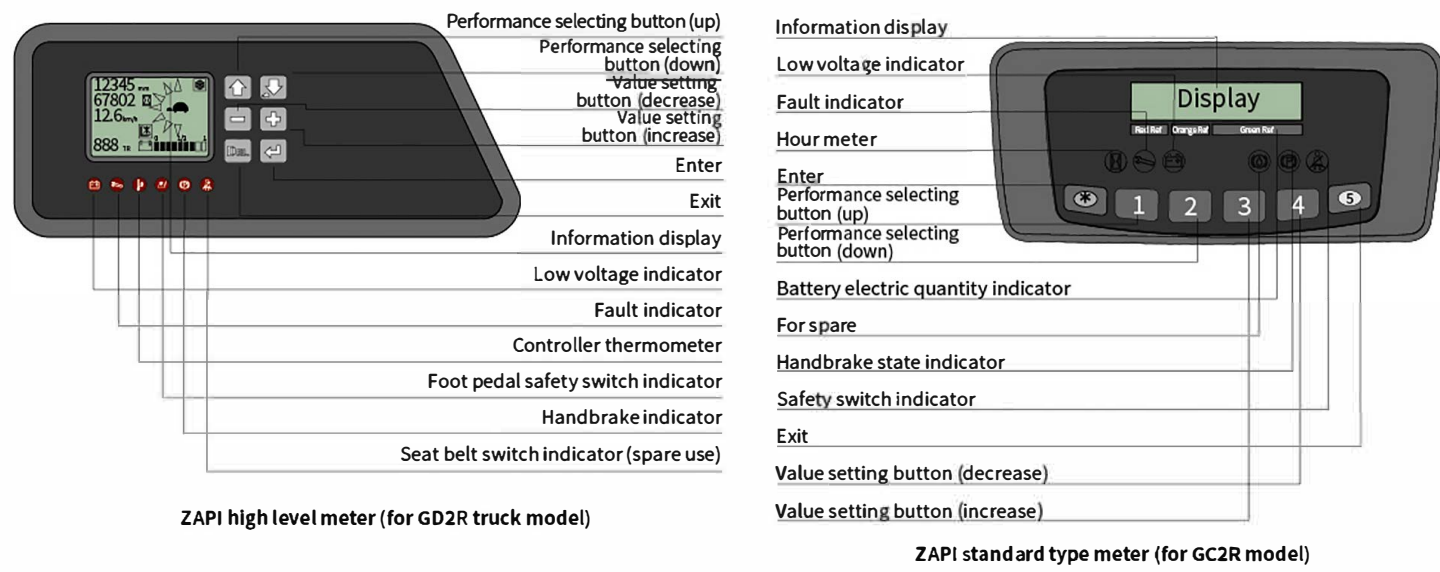
Mast model	Lifting height (mm)		Free lifting height (mm)		Mast height, lowered (mm)		Load capacity (kg)		Mast tilt angle (front/rear)α/β
	CQD15	CQD18	CQD15	CQD18	CQD15	CQD18	CQD15	CQD18	
ZSM460	4600	4600	1280	1280	2319	2319	1400	1700	2°/4°
ZSM480	4800	4800	1340	1340	2386	2386	1400	1700	2°/4°
ZSM540	5400	5400	1540	1540	2586	2586	1250	1550	2°/4°
ZSM570	5700	5700	1640	1640	2686	2686	1200	1450	2°/4°
ZSM630	6300	6300	1840	1840	2886	2886	1050	1300	2°/4°
ZSM675	6750	6750	1940	1940	2987	2987	1000	1200	2°/4°

WIDE VIEW MAST (GD2R)

Mast model	Lifting height (mm)		Free lifting height (mm)		Mast height, lowered (mm)		Load capacity (kg)		Mast tilt angle (front/rear)α/β
	CQD15	CQD18	CQD15	CQD18	CQD15	CQD18	CQD15	CQD18	
M290	2900	2900	100	100	2300	2300	1500	1800	2°/4°
M320	3200	3200	100	100	2450	2450	1500	1800	2°/4°
M360	3600	3600	100	100	2650	2650	1500	1800	2°/4°
M380	3800	3800	100	100	2750	2750	1500	1800	2°/4°
M400	4000	4000	100	100	2850	2850	1500	1800	2°/4°
M420	4200	4200	100	100	2950	2950	1450	1750	2°/4°
M440	4400	4400	100	100	3050	3050	1400	1700	2°/4°
M460	4600	4600	100	100	3150	3150	1400	1700	2°/4°
M500	5000	5000	100	100	3350	3350	1350	1600	2°/4°

HELI

Reliable special designed instrument



The reliable special instrument gives a complete display of the vital information, like operation status, fault detection, etc. It ensures the operator predominate the vehicle status more intuitive and convenient.

Configuration number	Configuration
GD2R	Solenoid valve
	Thumb switch control hydraulic functions
	ZAPI travelling motor controller
	ZAPI lifting motor controller
	ZAPI steering motor controller
GC2R	Fork tilting
	Manually operated valve
	Mechanical handle control hydraulic functions
	ZAPI travelling motor controller
	ZAPI lifting motor controller
GC3R	ZAPI steering motor controller
	Mast tilting
	Manually operated valve
	Mechanical handle control hydraulic functions
	Inmotion travelling motor controller
Inmotion lifting motor controller	
Inmotion steering motor controller	
Mast tilting	

HELI

1.5-1.8 t

G2 SERIES AC ELECTRIC REACH TRUCK (STAND-ON TYPE)

